

Queen's Herald



Seattle Sunrise



Crown Princess



Baronne Prevost



Julia Child

UPCOMING EVENTS

March Meeting

Wednesday,
March 18, 7pm
Pt. Defiance/Ruston
Senior Center

Pruning at

Pt. Defiance Rose Garden
Saturday, March 7
9am - Noon

Garden Sale

Pt Defiance Pagoda
Setup March 20 Noon-2:30
Sale March 21 9am - 2pm

Spring Sale

Pt. Defiance/Rustin
Senior Center
April 11

Pt Defiance Flower & Garden Show

June 6 & 7

TRS Rose Show

June 13 UPS Rotunda



President
Justin Williams-Ruth



Tacoma Rose Society

An Affiliate of the American Rose Society

Celebrating 100+ Years of Roses

Recipient of a City of Destiny Award for
Volunteer Work at the Pt. Defiance Rose Garden


**Reminder!!! Our meeting day is now Wednesday!!! at the
Pt. Defiance/Ruston Senior Center
(see last page for driving directions)**

MARCH MEETING - Wednesday, MARCH 18, 7pm HENDERSON MAR - KEEPING FIT FOR GARDENING

In our February meeting we will be looking forward to spring! After our chance to chat at 6:30, we will start the meeting at 7PM with a Q&A led by Bruce Lind about what to do in your garden this month. Please bring your questions and ideas to share.

Our program will be presented by Henderson Mar. Henderson is a personal trainer and he will be sharing with us the exercises we should be doing before working in the garden. This information is exactly what we need to keep us in top form as the gardening season is about to start.

*We will be **pruning the roses at the Pt. Defiance Rose Garden on March 7th.** Please come and help. If you are new to rose gardening, Bruce will be there to show you how. And it will get you ready to prune you own roses.*



Zoom invitations for the March meeting

If you would like a Zoom Invitation, please let us know by responding to this email. The success of the Zoom session is entirely dependent on the strength and steadiness of the wi-fi signal at the Pt. Defiance/Ruston Senior Center.

Treats for the March Meeting

If you can, please bring treats for our March Meeting.

Door Prizes for the March Meeting

Teresa Berg is our door prize chair again this year. Please think about something you could bring for the door prize table at the next meeting.

PRESIDENT'S MESSAGE JUSTIN WILLIAMS-RUTH

Come for the Roses, Stay for the People. This little phrase is said all over the country when talking about Rose Societies, and I feel it couldn't be more true for the Tacoma Rose Society. We are kicking off March with two wonderful events to support

our work at the Point Defiance Rose Garden – this work is one of the most visible opportunities for TRS to make an impact on the public, but it's also an incredible opportunity for our members to get to know each other throughout the Summer.

When my husband and I first came to TRS, it was after visiting the Point Defiance Rose Garden and wondering how we could take better care of our five beautiful bushes that just weren't thriving. We reached out through the then-active Twitter account and learned that the group is out there every Thursday to freshen up the roses and deadhead. I was traveling for work at the time, but my husband came to check it out – he was paired with Jo Martin who showed him a no-nonsense approach to make sure that you are encouraging new, healthy growth throughout the season. A few weeks later, I was home and able to check it out for myself – Jo was kind enough to give me the same treatment, and I also got to spend a good chunk of time that first day with her husband Cliff.

He didn't say too many words that day, but the ones he did share were kind, useful, and with just a touch of mischief. We have an abundance of wonderful people in our group, which just makes it that much tougher when we lose one. I think it is safe to say that anyone who met Cliff Martin was left better for it. In addition to the Spring Pruning at Point Defiance and the Rose Sale at the Pagoda, please know that **a memorial has been planned for Cliff Martin on Monday, March 16 at 2:00pm, and will be held at Mountain View Aspen Chapel – 4100 Steilacoom Blvd SW, Lakewood, WA.**



Some roses, donated by Raft Island Roses, for our Garden Sale.



Cinco de Mayo Floribunda, russet



Crazy Love Shrub, orange blend



Dee-Lish Shrub, deep pink Very Fragrant



Easy Going Floribunda, yellow



JANE HAHN

TRS member Jane Hahn has passed away. Jane joined the TRS in June of 2022. You probably talked with her at this last summer's picnic at Justin and Brent's home. Her **Funeral Mass will be held at St. Patrick Church, 1123 N "J" St, Tacoma, WA on March 26 at 11am.**

Ask the Consulting Rosarian John Moe, ARS Master Rosarian

Q – At the NW Flower and Garden Show a lady said that she had four 'Rhapsody in Blue' roses in her garden as she just loved the color, but they were puny and didn't produce as she thought they should. She wondered what she could do to get them to give her more blooms.

A – I said that the mauve color of that rose can be spectacular and asked her if they were in the ground and did they get plenty of sun. She said they were in the ground and got plenty of sun. I asked her if she fertilized them and she said that she did a couple of times with the first one soon as it was pruning time and the second one much later. As she talked, I could see that the timing of the fertilizer was wrong, so we talked about soil temperature and looked at a calendar and I suggested she wait and **do the first application late April and the second one mid-June which should give her plenty of beautiful blooms.** I added that if she wanted to do one more, then mid-August would be the latest she should do.





First Prize
Hybrid tea, pink blend



Florentina
Climber, dark red



Fragrant Plum
Grandiflora, mauve



Joseph's Coat
Climber, red blend

Q – Another good question at that show was from a lady who had a tree rose she got last year and had it growing in a container so she could move it to get more sun and be better protected. She said it had blooms well into December and still has a lot of nice green leaves. She was asking what she should do with it to get it ready for this new season


A – Now I know that many of us do not grow tree roses or standards, but it is good to know a tad about them. Basically we treat them as we would do any rose. Just imagine that the bud union that we see about waist level is down at ground level. As we talked, I said that she should check the support cane, which is rootstock, all the way to the ground and if there is growth from any bud eye to remove it as they can be considered as “suckers”. Then do what you would do with any rose for spring pruning – start with the 4 D’s – the dead, the diseased, the dying and the dysfunctional (those growing where they shouldn’t, mainly the crossing ones or those that are too small or weak to support the growth that will occur this season) shaping it to give more of a “lollipop” tree look as you prune healthy canes back to a good eye. Look for good wood the color of a green apple, with no brown in the center of the cane, going down as needed until you see that good wood. Then do a good spray of fungicide to begin to control the fungal disease spores that have wintered over on the canes and leaf axils that are just waiting to move into the new growth. This will help to get it off to a good start and a good growing season!

Q – I see that some of the big box stores, e.g., Home Depot and Lowes, have received their roses, but I heard you mention them before and do not recommend them. Aren’t they good plants?

A – The roses that you buy from the stores mentioned above are not the best quality. They are most likely out of patent and are typically a grade 1 ½ or 2 with small weak canes. Roses are generally sold as; bare root, potted or bagged. What you generally find now are in an 8-inch tall plastic container, but the roots have been severely chopped to fit them in. What you want is a better plant – a grade #1 that have at least three strong canes and a good root system that you purchase from a reputable nursery like Raft Island Roses, one of our excellent partners. Let’s support them when we can.

The Photography Show
Elena Williams, ARS Master Rosarian

(Ed. Note: Soon we will have many roses blooming both in our yards and in public gardens. As you take photos of these roses, keep this important information in mind. It would be a good idea to print a copy for reference when you evaluate your photos for the Rose Show.)



Information from an ARS webinar by Pam Powers and Bill Kozemchek. Categories below taken from the ARS National photo contest, but apply to all contests.

The last few years I noticed that there were not many entries in the Tacoma Rose Show Photography section. I hope that we can increase the number and quality of entries for our June show. Recently I participated in an ARS webinar on Judging Photographs and thought the information would be valuable for exhibitors also.

Early Spring would be a good time to go through your portfolio of photos and evaluate them using the criteria below. Hopefully you will find several possible entries for our June show!

General principles to consider for all rose photos:

Sharp Focus - for the eye to settle on.

Cropping - Give the subject room to move into or look into the picture.

Alternatively crop really close in so there's no mistake as to what is intended.

Bland areas - In landscapes, in particular, don't leave too much of what a judge may describe as 'uninteresting sky' or 'bland foreground' visible that doesn't add interest to the picture.

Movement- Where is the photographer taking you? Around a path, to a fountain, to the end of a tunnel? There is also movement in the inflorescence of a spray or the beckoning of stamens or petal swirl of a well groomed rose.

Subject is truncated- jarring, leaves an incomplete look

Irrelevant objects - Try not to include objects that do not add to, or maybe, more importantly, distract from the main subject of interest.

Responds to Depth of Field- Distance from front to back that is in focus. It pops!

Point Scoring
From Judging Rose Photography Guidelines & Rules

Conformance 5, Horticultural Excellence 50, Composition 15, Technique 15, Distinction 15, Total = 100

One Bloom classes

One bloom of Hybrid Tea, Grandiflora, Miniature, Miniflora, and Floribunda classifications of roses. Roses designated as "single blooms" are not included in this class.

Follow Horticultural Guidelines 50%,

Ask yourself, is the rose:

Fresh?

Good Symmetry?

Distinctive center?

No Distractions?

Photography Standpoint 45%:

Is the subject in focus?

Is it overexposed/underexposed?

Does it pop? (good depth of field)

Is it well cropped? (framing)

Is there movement?

Is there a wow factor?

Photographs of Spray Class

One spray, two or more blooms of Hybrid Tea, Grandiflora, Miniature, Miniflora, and Floribunda classifications of roses.

Follow Horticultural Guidelines 50%,

Ask yourself,

Is it a spray?

Fresh?

Good Inflorescence?

Coloration representative of variety?

Photography Standpoint 45%:

Is the subject in focus?

Is it overexposed/underexposed?

Does it pop? (good depth of field)

Is it well cropped? (framing)

Wow factor?

No distractions?



Lemon Drift
Groundcover, medium yellow



New Dawn
Climber, light pink



Oh Happy Day
Grandiflora, medium yellow



Opening Night
Hybrid tea, dark red



Peace

Hybrid tea, yellow blend



Pink Drift

Groundcover, deep pink



Polka

Climber, apricot blend



'Radiant Perfume'
Grandiflora, medium
yellow

Open Bloom, Stamens Showing

One bloom, fully open, stamens must show on Hybrid Tea, Grandiflora, Miniature, Miniflora, and Floribunda classifications of roses. Roses designated as "single" ARE included in this class.

Follow Horticultural Guidelines 50%

Ask yourself, is the rose:

Fresh?

Good Symmetry?

Coloration representative of variety?

Distinctive stamens?

Photography Standpoint 45%:

Are you drawn to the stamens?

Is the subject in focus?

Is it overexposed/underexposed?

Does it pop? (good depth of field)

Is it well cropped? (framing)

No distractions?

Wow factor?

Blooms with Critters: A photograph of any bloom or blooms with a critter such as a bee, butterfly, pet or other friendly creature. Roses MUST be identified.

Questions to ask:

is this photo taken in nature?

Is the photo imaginative?

Is the photo not busy or cluttered, meaning is restraint shown?

Is the exposure pleasing? is there balance?

Is it well framed?

Abstract/Impressionism Class

Creative Class Questions to Ask

Is it imaginative?

Is the use of photo editing software ranging from filters to composited images, artfully done?

Is the shape of the rose or rose part identifiable?

Is there still photographic excellence with no horticultural editing but background changes that make it UNIQUE?

Is the photo busy or so cluttered that it becomes distracting?

Creative naming is part of the creative interpretation- is the work creatively named?

Traditional Arrangement photographs

A photo of a traditional arrangement, miniature or standard, following the ARS Guidelines for Judging Rose Arrangements. Roses do not need to be identified.

The name of the arranger MUST be listed.

Questions to ask yourself:

Is all plant material fresh?

Is spacing of roses effective?

Is the arrangement balanced?

Is the lighting effective?

Is the subject matter taken at eye level?

Are there distractions?

Macro Class

Macro-this term is generally used for any type of close up photography.

Photographs should be extreme closeup photos of any part of the rose or rose plant.

This includes prickles, leaves, etc. Color, Black & White, Sepia, or combinations of these are permitted in this class. Roses MUST be identified.

Questions to ask yourself:

- Was something very small or detailed made life size?*
- Is the main subject in sharp focus?*
- Is the lighting not too harsh, not too dark?*
- Is there a sense of originality?*

Garden Photos

A photo of any rose garden. Photographs should show the use of roses within the structure of a garden, which can be widely variable. Roses should dominate in the photograph, and some layout of the garden should be visible.

Questions to ask :

- Do roses dominate?*
- What is this a photo of?*
- Is there a design quality to the landscape?*
- Is there movement created by the design elements in the photo?*
- Is the exposure correct?*
- Is it well cropped?*
- Is there a focal point?*

Trophy Donation for TRS Rose Show 2026

The Tacoma Rose Society is proud to send every winner home with a trophy. We are seeking suitable prizes for all horticulture and arrangement categories. What makes a good trophy? An elegant crystal vase. A pretty silver dish. A beautiful book on classic garden roses. Or get creative – a gift basket with a vintage teacup and tea bags, or a terracotta pot stuffed with gloves and seed packets. Anything pretty, sparkly, elegant, or rose or garden related will make a fine trophy! We just ask that it be in good presentable condition and clean! It is helpful if trophy donations are securely boxed, and a label with the donor’s name and address is included. A label with “Donated by Tacoma Rose Society is appropriate if you wish to be an anonymous donor.



Bring your trophy donations to Tacoma Rose Society monthly meetings on March 18, April 15, or May 20. Or contact Ron Bryan 206-200-6821 (text messages preferred) or email ReginaRosarum@gmail.com to make alternative arrangements. Monetary donations to the trophy fund are also welcome and can be given to TRS Treasurer Barbara Lind.

Thank you for your trophy donations – let’s have a great show!

TRS Activities at the Point Defiance Rose Garden in March

As TRS Past President Debbie Jackson has pointed out, Saturday March 7 is a day of volunteering at Pt. Defiance Park by the groups affiliated with the Display Gardens in the Park, members of Garden Clubs and Groups, and lovers of the Parks maintained by Metro Parks staff. As members of the Tacoma Rose Society you fit into one or more of the groups.

*The first activity sponsored by TRS is the **annual pruning of the Pt. Defiance Park Rose Garden. Beginning at 9am and ending at Noon**, we prune all of the roses in the Pt. Defiance Rose Garden. We need you to help us to reach our goal of getting all this work done, so please join in the fun. If you are not experienced in pruning the roses at Pt. Defiance you will be given instructions and an opportunity to prune with an experienced TRS mentor. Let’s Go!*

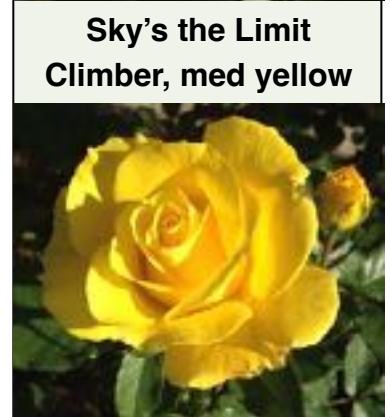
*The next on the list of TRS activities that support the **Pt. Defiance Park Rose Garden is the Garden Sale on Saturday March 21st at 9am - 2pm. Setup is on Friday, March 20 from Noon to 2:30pm.** There is a lot of work to be done to get things set up for the sale so please join us if you are able to do so.*



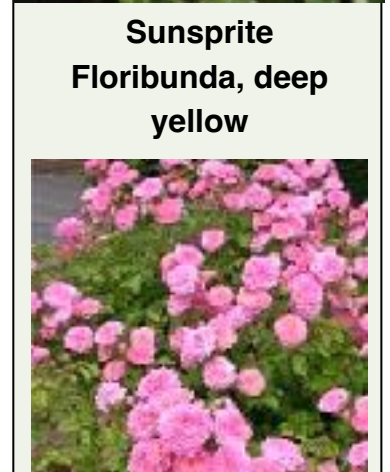
**Popcorn Drift
Groundcover, light
yellow**



**Sky’s the Limit
Climber, med yellow**



**Sunsprite
Floribunda, deep
yellow**



**Sweet Drift
Groundcover, light
pink**



'Thomas a Becket'
Shrub, med red



Westerland
Shrub, apricot blend



White Drift
Groundcover, white



'Winning Streak'
Floribunda, red blend

If you have any roses to donate to the sale, please let Barbara Lind know so they can be added to the list. Please bring them to the sale either on setup day or on Saturday. If you have any "garage sale" items, please bring them also. In addition to some toting and carrying, there will be a group of TRS members to do some trimming of the roses that Raft Island Roses has donated to support the sale. There is also a lot of work to be done on the day of the sale. Please join us (8am - 2:30pm) and enjoy the fun.

Being a TRS Volunteer is a great way to support our Rose Society and our community!



**2025
Pruning the roses at
the Pt. Defiance
Rose Garden**

**OUR TRS ROSE SHOW COUNTDOWN - T MINUS 4
Bruce Lind - ARS Master Rosarian**

The 2026 TRS ROSE SHOW is just three months away (June 13, 2026). We hope that every TRS member will find the time to support our show. It will be great to feel that you are playing an important role in one of our rose year's main events and WE NEED YOU! Jo Martin, Keith Ripley and several others have proposed "250 Years of Roses in America" as the theme for this year's show. They are working on titles for the 20 Classes that comprise the Arrangements Division of our rose show. They are all very creative individuals, and I am certain that we will be amazed, challenged, and delighted by their final proposal. All areas of the show schedule; Horticulture, Arrangements and Photography will be in final form by the middle of May.

Here are a few suggestions of things that we can do to make sure we, and our roses, are ready for our show.

- 1) *Volunteer to help with the show. We will talk about what needs to be done at the March TRS meeting, so please sign up early as a volunteer.*
- 2) *We had a great time pruning the Pt. Defiance Rose Garden on March 7! The garden is in great shape and the amount of frost damage to the rose plants was very minimal. Let's replicate that great day of volunteering as we get ready for our 2026 Rose Show.*
- 3) *Read Jo Martin's articles in the Queen's Herald, study the photos, and plan on learning the life-skill of creating Floral Designs to share with others. Re-read previous articles by Jo on a variety to styles of arrangements to see examples of containers that you have (or might find at a thrift store) for a Traditional, Modern, or East Asian Arrangement (all these styles of arrangements will be in our 2026 rose show schedule).*
- 4) *While you are out searching for rose arrangement containers keep an eye out for something that might make a good trophy (award) and let Ron Bryan know you have something to contribute. If you prefer, a monetary donation is also great.*
- 5) *Plan to save any "garage sale" items you have and donate them for the July "Bootsale" Fundraiser for our 2026 rose show that is in the planning stage and will be held on July 11 at the Point Defiance Ruston Senior Center. Ava Brock and Debbie Jackson are organizing this event.*

TACOMA ROSE SOCIETY - YEAR 2026 DUES

\$20 per member/family/calendar year

Make checks payable to the **Tacoma Rose Society**

Please send to Barbara Lind, 2132 Bridgeport Way, University Place, WA 98466

Name _____

Address _____

City, State, Zip _____

Telephone _____ Email address _____

I prefer my newsletter by e-mail (in color!) _____ hard copy _____

Membership in the Tacoma Rose Society is open to all. TRS is a non-profit educational organization affiliated with the American Rose Society.

Meetings: the third Wednesday of the months of Feb – June and Sept. – Nov. Annual banquet is in January with a picnic in July/August.

Dues: \$20 per household per calendar year. Check payable to the Tacoma Rose Society.

Website:

www.tacomarosesociety.org

Website Manager: Steve Mitchell
253-459-4116

Social Media

Justin Williams-Ruth
Anna Marie Tallariti
Lori Bier

Meetings are held at
Pt. Defiance/Ruston Senior Center
4716 N. Baltimore Street
Tacoma, WA

Park and enter in the back!

Driving Directions

From Northbound or Southbound I-5
take the Highway 16W Exit (132).

Continue Westbound to Pearl St./Hwy 163
Exit and travel Northbound (right) on Pearl
St (like you were headed to Pt. Defiance
Park). Turn right onto N 46 St. and
then left on N. Baltimore. The Ruston
Senior Center is three blocks (N) on your
left side.

TRS Officers

President

Justin Williams-Ruth 360-689-4771

1st VP & Show Chair

Malcolm Davis 253-861-7158

2nd VP & Program Chair

Teresa Berg 253-677-0582

Secretary

Michelle Regan 253-691-4534

Treasurer

Barbara Lind 253-565-0246

Board Members

Sally Eastman 206-931-7474

Elena Williams 360-620-2642

Lori Bier 360-443-2406

Stephanie Krilich 253-579-3947

Ron Bryan 206-200-6821

Special Advisory Board

Jo Martin 253-752-5857

Keith Ripley 253-474-9603

Gracie Baker 253-222-8665

John Moe 253-350-7241

Ava Brock 253-381-4862

Bruce Lind 253-565-0246

Past President

Debbie Jackson 253-222-6971

Rose Show Facilitators

Ava Brock & Bruce Lind

Consulting Rosarian Chair

Bruce Lind 253-565-0246

Artistic Consultant

Monica Weidman 253-756-8833

Photographer

Malcolm Davis 253-861-7158

Door Prizes Chair

Teresa Berg 253-677-0582

Sunshine Chair

Jo Martin 253-752-5857

Hospitality - Ron Bryan

Editors

Barbara & Bruce Lind

tacomarosesociety@gmail.com

ARS Consulting Rosarians

(* = Master Rosarian)

Gracie Baker*, 253-222-8665, Sutherlin, OR

Diane Belknap, 253-858-2152, Gig Harbor

Ava Brock*, 253-381-4862, North Tacoma

Malcolm Davis, 253-861-7158, Central Tacoma

Sally Eastman, 206-931-7474, North Tacoma

Faith Gant*, 425-985-9871 North Bend

Ariel Jamison, Poulsbo

Jerry Kaija, 360,669,0473, Centralia

Dennis Konsmo*, 253-278-5891, Auburn

Margaret Leisner*, 253-537-2564,

University Place

Bruce* & Barbara* Lind, 253-565-0246,

University Place

Greg* & Karen Madsen, 253-219-3460, Puyallup

Jo Martin*, 253-752-5857, Westgate

Steve Mitchell, 253-459-4116, University Place

John Moe*, 253-350-7241, Federal Way

Cheryl Prescott, 253-789-1898, Lake Stevens

Betsy Rezba*, 253-752-8425, Westgate

Keith Ripley*, 253-474-9603, Spanaway

Gary Ritchie*, 360-456-3438, Olympia

Kerry Tynes, 253-970-5968, North Tacoma

Elena Williams*, 360-620-2642, Bremerton

Justin Williams-Ruth, 360-689-4771, Auburn

TRS Consultant:

Sheldon Arkin, 253-606-9040, Tacoma

Pt. Defiance Advisory Committee

Steve Herbig

Jo Martin

Keith Ripley

Bruce & Barbara Lind

Teresa Berg

Elena Williams

Ava Brock