

# Queen's Herald



Seattle Sunrise



Crown Princess Margareta



Baronne Prevost



Julia Child

## UPCOMING EVENTS

**The Fair**  
**Sept 7 & 14**  
**WA State Fair Grounds**  
**Puyallup**


**September TRS Meeting**  
**Thursday, Sept 18**

**TRS Board Meeting**  
**Monday, Sept 22**

**Hardwood-cutting**  
**Propagation Workshop**  
**Sunday, October 19**  
**John Moe, College of**  
**Rose Knowledge**  
**Federal Way**



**President, Debbie Jackson**



## Tacoma Rose Society

An Affiliate of the American Rose Society

Celebrating 100+ Years of Roses

Recipient of a City of Destiny Award for  
Volunteer Work at the Pt. Defiance Rose Garden



### **SEPTEMBER MEETING, THURSDAY, SEPT 18, 7PM** **"ROSE SHOW 'N' TELL"**

*We will start our meeting at 7PM with a Clinic by Bruce Lind about what to do in your garden in early Fall. Please bring your questions about Fall rose/garden care. Following that he will be asking you to share which roses did well in your garden this summer.*

*Our program this month involves the audience. Please cut and bring some roses from your garden. Ava Brock and Bruce will ask you to tell us about your rose: how well it did this summer, any problems with disease, what do you like about it, is it fragrant, etc. Ava and Bruce might have additional information to share about your rose. We are looking forward to having everyone share their love of roses with us.*

**We look forward to seeing YOU at the meeting.**

#### **Zoom invitations for the September meeting**

*If you would like a Zoom Invitation, please let us know by responding to this email. The success of the Zoom session is entirely dependent on the strength and steadiness of the wi-fi signal at Gloria Dei. We will do the best with what we have..*

#### **Treats for the September Meeting**

*Please feel free to bring something to our September Meeting.*

#### **Door Prizes for the Meeting**

*Please think about something you could bring for the door prize table at the next meeting.*

### **End of Summer and "Back to School" with Cooler** **September Days and Nights Coming!**

*Whew! It was certainly a hot one this summer and hopefully you found the trick to keeping yourself and your roses hydrated! Just a few recaps and some new information to get us... "Back to School".*

*On August 9<sup>th</sup> the Tacoma Rose Society's Annual Picnic was hosted by Justin and Brent Williams-Ruth and there was perfect weather, great food, conversations, fellowship and of course our hosts had beautiful roses all around their back patio in planters or garden boxes for us to admire. **THANK YOU**, Justin and Brent for sharing your beautiful home and garden with us! We hope you ALL put the **TRS Annual Picnic on your August 2026 "To Do List"** .... you don't want to miss this TRS event!*

Hopefully many of you will be entering and sharing your September roses at the Washington State Fair-Rose Competition. Barbara Lind sent out the directions in August on how to get signed up to enter your beautiful roses. You can also go onto the Fair's website and look under... "How to Enter a Competition".

While the fall days become cooler and you are out in your garden you might start thinking and planning on which roses you may want to part with. Consider digging them up out of the garden and get them potted up for the Annual November TRS Rose Auction. Another fall garden clean-up task you could consider is dividing those plants that you feel you have too many of. We have the Annual TRS/ Pt. Defiance Garden Sale at the Pagoda in March, and many gardeners come to buy their plants and seeds from this sale. If you divide in the fall and keep what you are parting with in separate pots over the winter, then you will simply need to load them up at the end of March and bring them to the Pagoda. More information on the date and time for drop-off.... just think about looking at what you can thin out, divide up and share while you are doing your fall gardening!!!

Keep up with your deadheading, watering and spraying routine...and enjoy the typical PNW rose gardening weather!

**"Just for Fun"** activity for September. There are 2 **"Just for Fun"** activities you can join in on....do both or just one...it is up to YOU. September is known for **"Back To School"**

- Please bring a "school" picture of yourself...it can be a grade school, HS graduation, College graduation picture.... whatever you can put your hands on! It can also be a copy of the picture. There will be a Poster Board on an Easel, and you are asked to use the double-faced tape that will be provided and tape your picture to the Poster Board to help us make a collage of all of us!
- ALSO, we **NEED** you to engage in a traditional school activity- **"SHOW n TELL"**! Bring your September blooms and show them off and our 2 panelist will guide us through our own September TRS Rose Roadshow! **(FYI-There is NO September Program without YOUR roses...we need roses for this to work out...don't leave our panelists hanging!!!)**...if your neighbors, family members have blooms and you don't....bring their rose(s) instead...we need roses!

See you soon! Keep taking care of yourself(drink your water) and the roses(water your roses) in this HOT weather...cooler September days are right around the corner!  
Debbie

### **Ask the Consulting Rosarian John Moe, ARS Master Rosarian**

Q – I have six roses that are planted along the fence but are in a tad too much shade to do well. I really want to move them to a sunnier part of our lawn, but my hubby just loves his grass. He gets out there with his putter and can be out of touch for hours! But he finally relented and said I could have a rose bed for those roses, but I am not sure of what I really need. I have heard you and Bruce talk about raised beds, but are they necessary and aren't they a lot of work to put in?  
A – The reason most of us have raised beds is because of our native soil. Unless you live in the Puyallup valley our soil generally is, under a bit of topsoil, a mix of rocks, clay, sand and hardpan! This is the type of soil that brings out the four-letter words when digging a hole to plant a rose! If we didn't go with a raised bed, we would need to go thru a lot more effort in removing soil and amending it with compost and other organics to make it workable. With a raised bed, it involves building some sort of a box-like structure using timbers, cement blocks, bricks or

Learn more about these  
blackspot resistant  
roses in the article on  
page 5.



**'Baby Love'**  
Miniature  
Dark yellow



**'Brite Eyes'**  
Climber  
Pink blend



**'Carefree Beauty'**  
Shrub  
Medium pink





**'George Vancouver'**  
Shrub  
Medium red



**'Hansa'**  
Hybrid Rugosa  
Medium red



**'Honeybee'**  
Miniflora  
Orange blend

something similar, and then filling it with a good soil mix you can buy and have delivered. Maybe, in your plan, if you avoid your hubby's putting green, you might get him to help you. If you are coming to the next meeting bring your questions and ask any Consulting Rosarian and I know that you will get them answered.

*Q - Tell the truth - do you make up the questions for your column, or do you get them from our members?*

*A - I try not to, but I will recycle a question occasionally if it is pertinent and still valid, but that is if I do not get any. But I attend the meetings of three local societies, and at most every meeting, information booth, picnic, etc., someone will ask a question, particularly at society meetings when getting a goodie or a cup of coffee. I try to include those that are current with what we are doing or should be doing in our rose beds at the time. For example - at one of our rose society picnics, I was asked where is a good place to get a soil test to see if I need to do some liming this fall?*

*OK - let's give a quick answer to that question now. A good place is Simply Soil Testing in Burlington, WA. You can read about them at - <http://www.simplysoiltesting.com/> and see the tests they do, the prices and how to submit a soil sample. For example, the basic test is \$18.00. They mention 5 business-day turnarounds which is quite quick!*

*Q - I had a large tree branch that broke off the other day and damaged some canes on one of my climbers when the branch fell on them. A part of it is still draped over the arbor. What might I do to save those canes?*

*A - Be careful as you go thru the cleanup and removal of those branches so that you don't do more damage. Don't just drag the branch off - use a saw and loppers and cut away what you can so you can see the canes. If they are broken, cut them below that. They will grow back! You probably will do more pruning on them next month anyway. After your cleanup, be sure that those canes are well tied up. Before tying it up, check to see if it is broken or just bent. An older cane that is brownish will most likely break, whereas a supple green one might not. If it is broken, you will see leaves that start to dry and become brittle as the cambium layer that brings nutrients up the cane was damaged. In those cases, just prune below the break. For the ones that you did tie up, watch the leaves and see how they respond. If there are no buds on the cane that you wanted to bloom, you might prune it down a bit so there is not so much foliage to feed as there probably was some internal damage to the cane that you cannot see.*

## **POINT DEFIANCE ROSE GARDEN NEWS**

**Keith Ripley, ARS Consulting Rosarian**

*By the time this issue of the Queen's Herald reaches your mail box, we will be close to finishing another successful deadheading season at the Point Defiance Rose Garden. (Our last session is on Thursday September 11 at 9am.). The Rose Garden was prolific with very colorful blooms, which were partly due to the shorter March pruning of the bushes, an improved watering system and a hotter growing season. Then, too, the more accurate the deadheading - the more blooms were produced. It was so hot this summer that most of our deadheaders came in the early morning hours, which were cooler than the early evening hours.*

*The Tacoma Rose Society's deadheaders clocked over 290 hours this season and we know that visitors of*



the garden appreciated our work as many of them voiced their thankfulness and joy to be able to view such beauty and share it with their friends and families members.

The fall season is now beginning in our area with shorter days and cooler nights and we help the rose bushes stop producing blooms by stopping our deadheading sessions. So, until next season, deadheaders, we wish you a heart- felt thank you for all your smart work in completing this annual community project.

### ROSE ARRANGEMENT DIVISION MUSING

One of the delights of my lifetime has been the Arrangements Division of our Tacoma Rose Society rose shows. For over five decades we have sponsored shows in a variety of venues: Point Defiance Pagoda, the Christian Church, Tacoma Mall, Lakewood Mall and many years at Jackson Hall to name a few places.

Our latest venue has been at the Rotunda at the University of Puget Sound. I do not think it is presumptuous to say that Tacoma always puts on a quality arrangement division. This is evidenced in the many positive compliments from the viewing public.

One of the factors of a good display of artistic talent in a rose show relies on the theme or rose show schedule. It needs to be interesting with a variety of design types. There are classes for all levels from experienced to youth. After a theme has been approved by the society's board, a knowledgeable group of members write the schedule. Our schedules have always followed a pattern of 20 classes, but this is not to say future schedule writers might have fewer. What we do know is that there is not unlimited space, so that is a consideration.

Due to family health problems, I was not available to enter arrangements this year as I usually do. I didn't know what to expect, but imagine my pleasure to see the whole division was filled with quality arrangements! The interpretations were spot on in most cases. New exhibitors provided many of the designs with fresh ideas. Isn't that what we hope will continue year after year?

I'm often asked for some words of advice by new rose arrangers. Not only should a new arranger add to their 'arsenal' of containers, mechanics and accessories, but there is so much available in technology that was not there years ago. The YouTube videos that show step by step methods of creating a rose arrangement are fantastic. Avail yourself of these lessons. Of course, books on arrangements and design are helpful and it is especially recommended that arrangers have a copy of the Guidelines for Judging Rose Arrangements sold by the American Rose Society. So those words of advice? PRACTICE! PRACTICE! PRACTICE! Even when there are no garden roses to use, improvise. Use other focal flowers and foliage.

I am so impressed by the new group of arrangers from the Kitsap Rose Society who have



**'Knock Out'**  
Shrub  
Red blend



**'Lemon Fizz'**  
Shrub  
Medium yellow



**'Love and Peace'**  
Hybrid tea  
Yellow blend







Arrangement by  
Dalreen Hooper Quyn  
Best in Show at the  
Kitsap Fair



'Ramblin' Red'  
Climber  
Medium red



'Sexy Remy'  
Floribunda  
Medium pink



'Surrey'  
Shrub  
Light pink

been entering our show for a few years. They visited my Treasure Room this summer and took away some of the best of the lot. And I am including a couple of photos as proof of the PRACTICING by a very talented lady, Dalreen Hooper Quyn who won best in show at the Fair in Bremerton. Congratulations, Dalreen!!

**JO MARTIN, ARS MASTER ROSARIAN**

### WATCH AND LEARN!

**By Bruce Lind. ARS Master Rosarian**

Recent ARS Webinars by Dr. David Zlesak on **Breeding Roses for Blackspot Resistance** research and Dr. Mark Windham on **Rethinking Late Summer and Fall Rose Health Strategies** were outstanding presentations by the experts in their respective fields.

I would recommend grabbing a favorite beverage, a note pad and pen, and heading to the ARS website, ([rose.org](http://rose.org)), to watch the recorded videos of these two presentations. There is much food for thought and probably some new ideas about what we might adopt as best practices in our own gardens. The roses featured on the borders of pages 2 - 5 of this QH are being used for breeding and for testing in the development of blackspot resistant roses. Dr. Zlesak uses the latest genetic testing methods in his research, some related to the Covid test methods used on some of us in recent years. Prepare to be **Wowed!**

At 9:00am - Noon PDT on September 27, 2025 there will be another ARS webinar featuring the well-known rosarian Paul Zimmerman. His topic will be **"Designing a Garden for Rose Collectors. The Normal Rules Don't Apply!"** Mr. Zimmerman is the owner of Paul Zimmerman Roses Consulting and Design.

ARS Webinars are free to ARS members. Non-members may attend by paying a \$5 fee. For more information see [www.rose.org](http://www.rose.org)



### HARDWOOD CUTTING PROPAGATION WORKSHOP

**JOHN MOE**

**TIME SENSITIVE - RESPOND TO GET A SPOT  
LIMITED TO 30**

Heritage Roses Northwest is having a second hands-on "Hardwood-cutting Propagation Workshop," **Sunday, October 19 from 1-4 pm at the Moe College of Rose Knowledge in Federal Way.**






John Moe will lead the workshop. All you have to do is bring 3-4 cuttings of roses in a bucket of water that you wish to start; your pruners; and \$10 for supplies; and **don't forget to notify us that you plan to attend before Oct 10.** HRNW will supply soil, clonex, rose riot cubes and rose containers. Heritage members should also bring cuttings of roses that they would like to trade. Also bring any potted starts that you would like to donate for "the cause." I bringing several pots of a hybrid rugosa, started from seed by life member Carol Dakan, and also rooted cuttings of 'Belle de Crecy.'

While this workshop is specifically for our members, we know that there is interest from other rose societies to learn this technique of propagation (we have extended our invitation to Puyallup and Tacoma Rose Societies.) **Since space is limited (only 30), we would like you to RSVP via text to Faith Gant with your name and email.** She will let you know if we have space for you and John's address. Note: HRNW members have priority for this event.

**NOTE: TRS members,** please respond to this email and I will send your request to Faith, let you know if there is room for you and give you John's address.

<b>2025 FAIR ROSE SHOWS</b>	<b>First Show</b>	<b>Second Show</b>	<b>Third Show</b>
<b>AWARDS</b>	<b>8/31/25</b>	<b>9/7/25</b>	<b>9/14/25</b>
Best in Show - Hybrid Tea	Tom & Laura Jowett		
	‘Tineke’		
2nd Best Hybrid Tea	Greg & Karen Madsen		
	‘Marilyn Monroe’		
Best in Show - Floribunda	Karen & Greg Madsen		
	‘Fabulous!’		
2nd Best Floribunda	Elena Williams		
	‘Lavaglut’		
Best in Show - Shrub,	Elena Williams		
Polyantha,OGR	‘China Doll’		
2nd Best Shrub,	Elena Williams		
Polyantha,OGR	‘Princess Alexandra of Kent’		
Best in Show - Miniature	Elena Williams		
	‘Irresistible’		
2nd Best Miniature	Barbara & Bruce Lind		
	‘Diane Sommers’		
Best in Show - 3 Minis	Barbara & Bruce Lind		
	‘Diane Sommers’		
2nd Best 3 Minis	Elena Williams		
	‘Erin Alonzo’		
Best in Show - Miniflora	Elena Williams		
	‘Bold Ruler’		
2nd Best Miniflora	Elena Williams		
	‘Mango Blush’		
Best in Show - Novice	Debbie Jackson		
	‘Champagne Dreams’		







# 2025 First Fair Rose Show





## TACOMA ROSE SOCIETY - YEAR 2025 DUES

\$20 per member/family/calendar year

Make checks payable to the **Tacoma Rose Society**

Please send to Barbara Lind, 2132 Bridgeport Way, University Place, WA 98466

Name \_\_\_\_\_

Address \_\_\_\_\_

City, State, Zip \_\_\_\_\_

Telephone \_\_\_\_\_ Email address \_\_\_\_\_

I prefer my newsletter by e-mail (in color!) \_\_\_\_\_ hard copy \_\_\_\_\_

**Membership** in the Tacoma Rose Society is open to all. TRS is a non-profit educational organization affiliated with the American Rose Society.

**Meetings:** the third Thursday of the months of Feb – June and Sept. – Nov. Annual banquet is in January with a picnic in July/August.

**Dues:** \$20 per household per calendar year. Check payable to the Tacoma Rose Society.

### **Website:**

[www.tacomarosesociety.org](http://www.tacomarosesociety.org)

**Website Manager: Steve Mitchell**  
253-459-4116

### **Editors**

Barbara & Bruce Lind  
[tacomarosesociety@gmail.com](mailto:tacomarosesociety@gmail.com)

### **Social Media**

Justin Williams-Ruth  
Lori Bier

### **Meetings** are held at

Gloria Dei Lutheran Church  
3315 S. 19th St., Tacoma, WA

### **Park and enter in the back!**

### **Driving Directions**

From Northbound or Southbound I-5 take the Highway 16W Exit (132). Continue Westbound to Union Ave Exit (1B) and travel Northbound (right) on Union Ave. There is a stoplight at the intersection of Union Ave and S 19th St. Gloria Dei Lutheran Church is about 1 block East. Turn right on S 19th and then left into the parking lot. The parking lot can also be accessed via Union Ave & S 18th St.

### **TRS Officers**

#### **President**

Debbie Jackson 253-222-6971

#### **1st VP & Show Chair**

Justin Williams-Ruth 360-689-4771

#### **2nd VP & Program Chair**

Malcolm Davis 253-861-7158

#### **Secretary**

Michelle Regan 253-691-4534

#### **Treasurer**

Barbara Lind 253-565-0246

#### **Board Members**

Teresa Berg 253-677-0582  
Elena Williams 360-620-2642  
Lori Bier 360-443-2406

#### **Special Advisory Board**

Jo Martin 253-752-5857  
Keith Ripley 253-474-9603  
Gracie Baker 253-222-8665  
John Moe 253-350-7241  
Ava Brock 253-381-4862  
Bruce Lind 253-565-0246

#### **Past President**

Ron Bryan 206-200-6821

#### **Rose Show Co-Chairs**

Ava Brock & Bruce Lind

#### **Consulting Rosarian Chair**

Bruce Lind 253-565-0246

#### **Artistic Consultant**

Monica Weidman 253-756-8833

#### **Photographer**

Malcolm Davis 253-861-7158

#### **Door Prizes**

Teresa Berg 253-677-0582

#### **Sunshine**

Jo Martin 253-752-5857

#### **Hospitality** - Ron Bryan

#### **Merchandizing & Marketing**

Anna Maria Tallariti

### **ARS Consulting Rosarians**

(\* = Master Rosarian)

Gracie Baker\*, 253-222-8665, Sutherlin, OR  
Diane Belknap, 253-858-2152, Gig Harbor  
Ava Brock\*, 253-381-4862, North Tacoma  
Malcolm Davis, 253-861-7158, Central Tacoma  
Sally Eastman, 206-931-7474, North Tacoma  
Faith Gant\*, 425-985-9871 North Bend  
Ariel Jamieson, Poulsbo  
Jerry Kaija, 360,669,0473, Centralia  
Dennis Konsmo\*, 253-278-5891, Auburn  
Bruce\* & Barbara\* Lind, 253-565-0246, University Place  
Jo Martin\*, 253-752-5857, Westgate  
Frank McCracken, 253-318-6309, Tacoma  
Steve Mitchell, 253-459-4116, University Place  
John Moe\*, 253-350-7241, Federal Way  
Cheryl Prescott, 253-789-1898, Lake Stevens  
Betsy Rezba\*, 253-752-8425, Westgate  
Keith Ripley, 253-474-9603, Spanaway  
Gary Ritchie\*, 360-456-3438, Olympia  
Kerry Tynes, 253-970-5968, North Tacoma  
Elena Williams\*, 360-620-2642, Bremerton  
Justin Williams-Ruth, 360-689-4771, Auburn  
TRS Consultant:  
Sheldon Arkin, 253-606-9040, Tacoma

### **Pt. Defiance Advisory Committee**

Steve Herbig  
Jo Martin  
Keith Ripley  
Bruce & Barbara Lind  
Teresa Berg  
Elena Williams  
Ava Brock